

2008 National City/KHSAA Boys' Sweet 16 - Game Box Score

Shelby County Rockets vs. Mason County Royals

Date: 03/22/2008 Time: 12:30 am Site: Rupp Arena-Lexington, KY Attendance: 14038

Visitors: Mason County Royals

##	Name	P	FG	3 Pt	FT	PTS	ORB	DRB	TR	PF	AST	TO	BS	ST	MIN
5	Mandela Rice		0/0	0/0	0/0	0	0	0	0	0	0	0	0	0	0:10
11	Westin Stahl		0/0	0/0	0/0	0	0	0	0	0	0	0	0	0	0:10
15	Ryan Hamm		0/1	0/1	0/0	0	0	1	1	0	1	0	0	1	10:51
20	Jordan Gilbert		0/0	0/0	0/0	0	0	0	0	0	0	0	0	0	DNP
21	* Darius Miller		8/15	0/3	3/3	19	3	7	10	2	3	2	3	3	31:50
22	* Ethan King		5/10	1/1	7/8	18	1	3	4	0	1	0	0	1	28:41
23	Neal Pawsat		0/0	0/0	0/0	0	0	0	0	0	0	1	0	0	3:37
24	* Trevor Setty		1/7	0/4	0/0	2	0	1	1	5	3	2	0	1	20:29
33	* Russ Middleton		5/11	3/8	1/2	14	2	1	3	2	2	2	0	0	30:44
35	Tregg Setty		0/0	0/0	0/0	0	0	0	0	0	0	0	0	0	0:10
42	Jackson Tolle		0/0	0/0	0/0	0	0	0	0	1	0	0	1	0	10:18
43	* Keith Downing		1/2	0/0	5/6	7	2	3	5	2	0	3	1	3	22:40
52	Phil Barner		0/0	0/0	0/0	0	0	0	0	0	0	0	0	0	0:10
32	Justin Lang		0/0	0/0	0/0	0	0	0	0	0	0	0	0	0	0:10
34	Bradley Lang		0/0	0/0	0/0	0	0	0	0	0	0	0	0	0	DNP
	Team						0	2	2			1			
	Totals		20/46	4/17	16/19	60	8	18	26	12	10	11	5	9	160
	Total FG		1st Half	8/21	38.1%	2nd Half	12/25	48.0%	Game	20/46	43.5%				
	3 PT FG		1st Half	3/10	30.0%	2nd Half	1/7	14.3%	Game	4/17	23.5%				
	Free Throws		1st Half	3/4	75.0%	2nd Half	13/15	86.7%	Game	16/19	84.2%				

Home: Shelby County Rockets

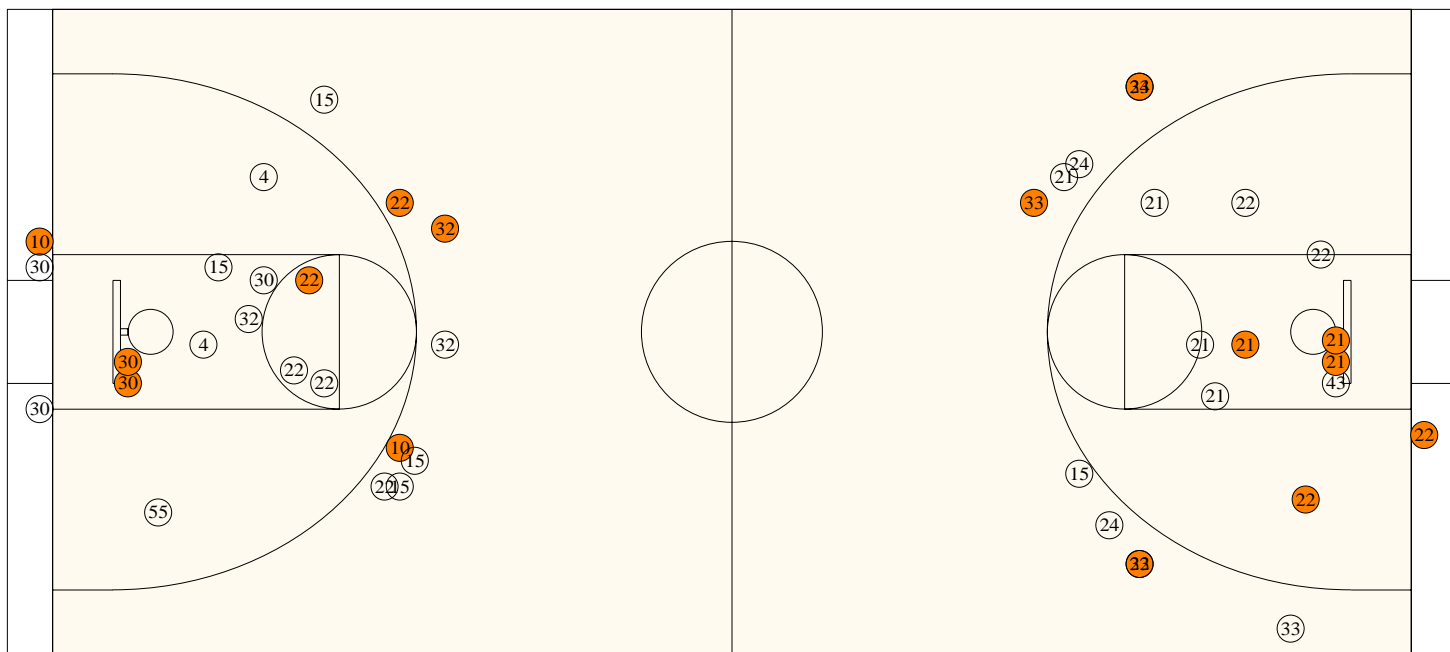
##	Name	P	FG	3 Pt	FT	PTS	ORB	DRB	TR	PF	AST	TO	BS	ST	MIN
4	* Alex Matthews		0/2	0/0	0/0	0	0	4	4	5	2	4	0	0	23:27
10	Norris Beckley, Jr.		2/4	1/1	2/2	7	0	1	1	1	2	3	0	1	18:56
12	Matthew Page		0/0	0/0	0/0	0	0	0	0	0	0	0	0	0	DNP
15	* Tim Sanford		3/11	2/8	1/2	9	1	1	2	2	0	2	0	2	25:11
22	* Cache Tomlinson		3/8	2/5	0/0	8	1	2	3	2	1	2	0	0	14:30
24	Nathan Bohannon		0/0	0/0	0/0	0	0	0	0	0	0	0	0	0	0:10
30	* Coty Minnis		6/11	0/0	2/3	14	4	1	5	3	0	3	1	1	30:24
32	Donovan Johnson		2/5	2/3	2/2	8	0	2	2	2	1	1	0	0	16:16
33	Eric Standafer		0/0	0/0	0/0	0	0	0	0	0	0	0	0	0	0:10
34	Matthew Purdom		0/0	0/0	0/0	0	0	0	0	0	0	0	0	0	0:10
40	* Alex Shehan		0/0	0/0	0/0	0	0	2	2	1	0	0	0	0	5:21
42	Tremont Rucker		0/0	0/0	0/0	0	0	0	0	0	0	0	0	0	0:10
55	Nigel Beach		2/4	0/1	0/0	4	0	4	4	2	0	1	0	0	25:05
31	Branden Cresap		0/0	0/0	0/0	0	0	0	0	0	0	0	0	0	0:10
	Team						2	2	4			1			
	Totals		18/45	7/18	7/9	50	8	19	27	18	6	17	1	4	160
	Total FG		1st Half	7/22	31.8%	2nd Half	11/23	47.8%	Game	18/45	40.0%				
	3 PT FG		1st Half	3/8	37.5%	2nd Half	4/10	40.0%	Game	7/18	38.9%				
	Free Throws		1st Half	2/3	66.7%	2nd Half	5/6	83.3%	Game	7/9	77.8%				

	Mason	SHELB		Mason	SHELB		Mason	SHELB
Free Throw Pts	16	7	3Pt Points	12	21	Pts/Possession	1.03	0.86
Pts off Turnovers	13	11	2nd Chance Points	6	8	Pts off Bench	0	19
Total Rebounds	26	27	Team Rebounds	2	4	Dead Ball Reb	4	1
Off Rebound %	29.6	30.8	Def Rebound %	69.2	70.4	Total Rebound %	49.1	50.9
3Pt Efficiency	-13.3	+11.7	Def. Stops	35	30	Pts/Shot	1.09	1.02
Technical Fouls	Mason		T Setty					
	SHELB		None					
Officials	Jon Campbell, Johnny Webb, Kevin Driver							

	Qtr 1	Qtr 2	Qtr 3	Qtr 4	OT 1	OT 2	OT 3	OT 4	Total
Mason County Royals	16	6	16	22	0	0	0	0	60
Shelby County Rockets	15	4	11	20	0	0	0	0	50

Largest Lead SHELB 50 Mason 60 (10 pts) **Lead Changes** 3 **Number of Ties** 1
Comments: None

FIRST HALF



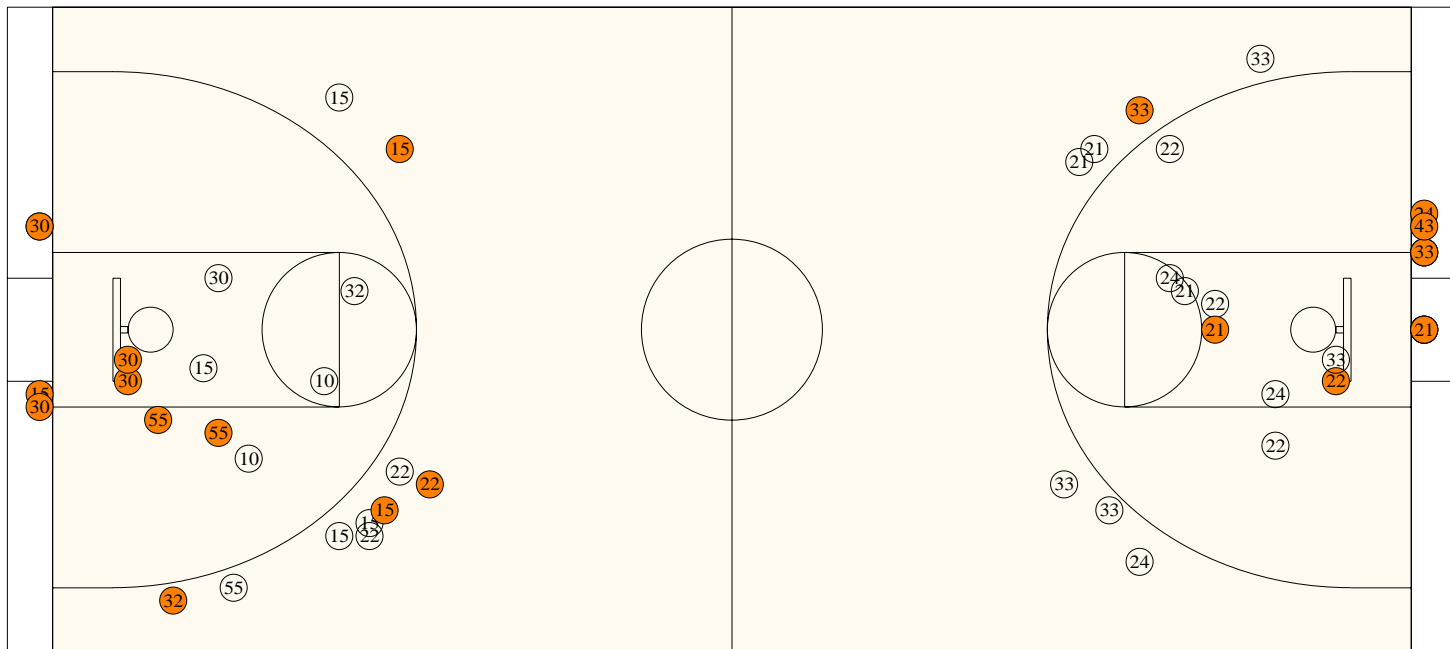
Shelby County

Shooting	Pts	Pts
2FG 4/14 (28.6%)	8	Pts/Shot 0.83
3FG 3/8 (37.5%)	9	2nd Eff Pts 4
TFG 7/22 (31.8%)		Pts off TO's 7
FT 2/3 (66.7%)	2	3Pt Eff +18.5
Scoring Distribution: 2FG 42.1% 3FG 47.4% FT 10.5%		

Mason County

Shooting	Pts	Pts
2FG 5/11 (45.5%)	10	Pts/Shot 0.96
3FG 3/10 (30.0%)	9	2nd Eff Pts 4
TFG 8/21 (38.1%)		Pts off TO's 5
FT 3/4 (75.0%)	3	3Pt Eff -0.3
Scoring Distribution: 2FG 45.5% 3FG 40.9% FT 13.6%		

SECOND HALF

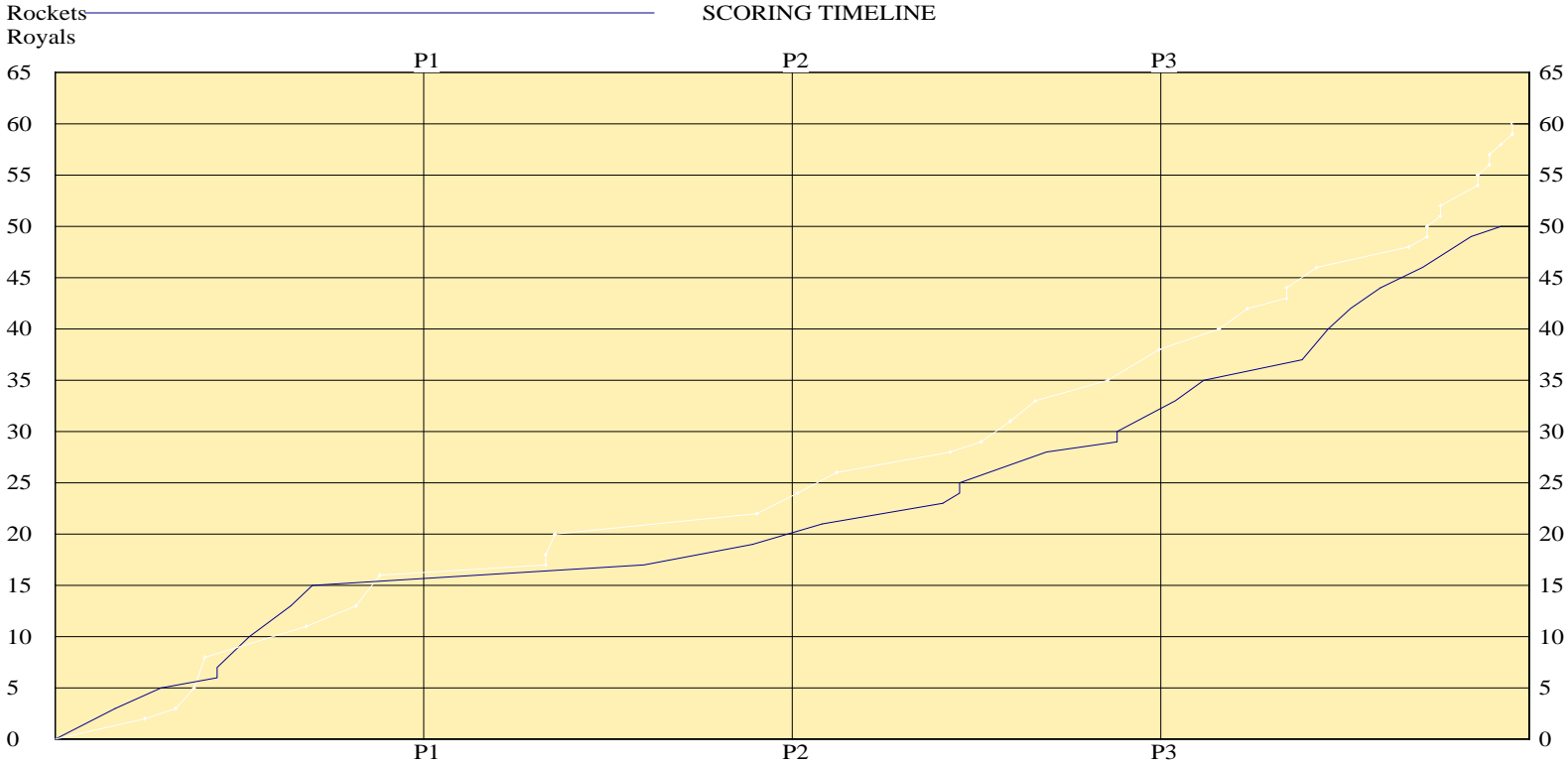
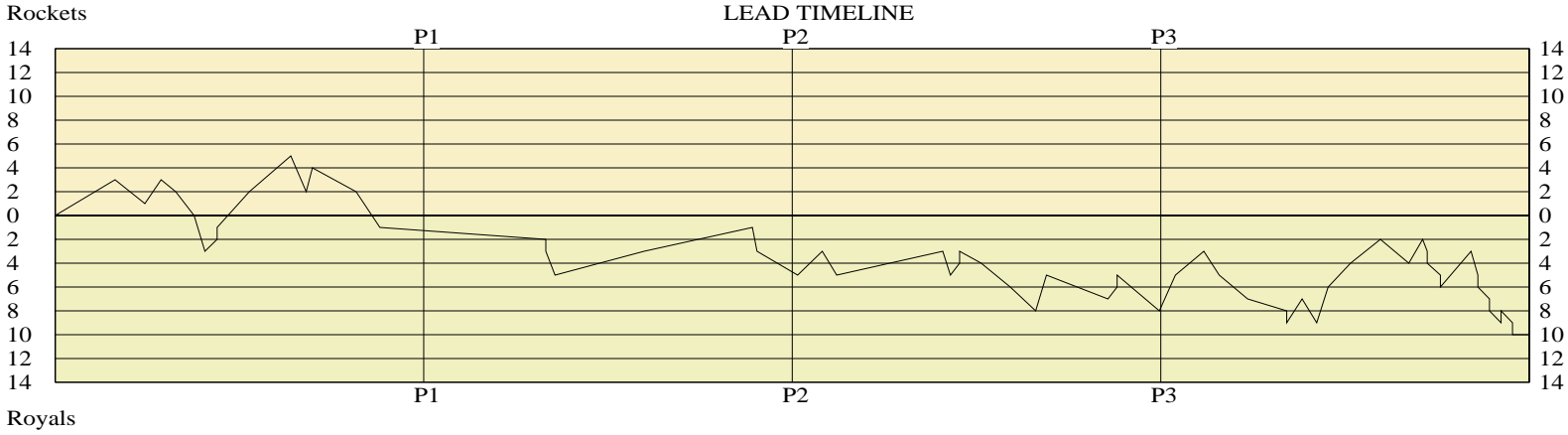


Shelby County

Shooting	Pts	Pts
2FG 7/13 (53.8%)	14	Pts/Shot 1.19
3FG 4/10 (40.0%)	12	2nd Eff Pts 4
TFG 11/23 (47.8%)		Pts off TO's 4
FT 5/6 (83.3%)	5	3Pt Eff +4.1
Scoring Distribution: 2FG 45.2% 3FG 38.7% FT 16.1%		

Mason County

Shooting	Pts	Pts
2FG 11/18 (61.1%)	22	Pts/Shot 1.19
3FG 1/7 (14.3%)	3	2nd Eff Pts 2
TFG 12/25 (48.0%)		Pts off TO's 8
FT 13/15 (86.7%)	13	3Pt Eff -26.5
Scoring Distribution: 2FG 57.9% 3FG 7.9% FT 34.2%		



Largest Lead SHELB 50 Mason 60 (10 pts) Lead Changes 3 Number of Ties 1

2008 National City/KHSAA Boys' Sweet 16 - Play by Play Report - Scoring Only (pg 1)
Shelby County Rockets vs. Mason County Royals
Date: 03/22/2008 Time: 12:30 am Site: Rupp Arena-Lexington, KY Attendance: 14038

Name	Action	Action	Score	Clock	Diff	Name	Action	Action
C Tomlinson	3Pt Made		3-0	1 6:42	+3 (L1)			
			3-2	1 6:03	+1	D Miller	Putback Made	
C Tomlinson	FG Made		5-2	1 5:42	+3			
A Shehan	Personal Foul		5-3	1 5:23	+2	K Downing	FT Made	
			5-5	1 4:59	(T1)	D Miller	Putback Made	
			5-8	1 4:45	-3 (L2)	E King	3Pt Made	R Middleton Assist
C Minnis	FT Made		6-8	1 4:29	-2	T Setty	Personal Foul	
C Minnis	FT Made		7-8	1 4:29	-1			
N B Jr.	3Pt Made		10-8	1 3:47	+2 (L3)			
D Johnson	3Pt Made	N B Jr. Assist	13-8	1 2:53	+5			
			13-11	1 2:33	+2	R Middleton	3Pt Made	
N B Jr.	Layup Made		15-11	1 2:25	+4			
			15-13	1 1:28	+2	E King	FG Made	
			15-16	1 0:57	-1 (L4)	R Middleton	3Pt Made	D Miller Assist

End of Period Summary Rockets 15 Royals 16

Largest Lead: Rockets 13 Royals 8 (5 pts)	Lead Changes: 4 Ties: 1
Lead in Period: Rockets 13 Royals 8 (5 pts)	Lead Changes: 3 Ties: 1 (this period)
2 for 3 oppo pts	2 for 3 oppo pts
0 for 0 pts	3 for 4 pts
5/10 for 50.0 %	6/14 for 42.9 %
2/2 for 100 %	1/2 for 50.0 %
Turnovers	
2nd Chances	
Field Goals	
Free Throws	

			15-17	2 5:21	-2	D Miller	FT Made	
			15-18	2 5:21	-3	D Miller	FT Made	
			15-20	2 5:09	-5	E King	Layup Made	D Miller Assist
C Minnis	Putback Made		17-20	2 3:13	-3			
C Minnis	Putback Made		19-20	2 0:52	-1			
			19-22	2 0:46	-3	D Miller	FG Made	

End of Period Summary Rockets 19 Royals 22

Largest Lead: Rockets 13 Royals 8 (5 pts)	Lead Changes: 4 Ties: 1
Lead in Period: Rockets 15 Royals 20 (5 pts)	Lead Changes: 0 Ties: 0 (this period)
4 for 2 oppo pts	4 for 4 oppo pts
3 for 4 pts	0 for 0 pts
2/12 for 16.7 %	2/7 for 28.6 %
0/1 for 0.00 %	2/2 for 100 %
Turnovers	
2nd Chances	
Field Goals	
Free Throws	

			19-24	3 7:53	-5	D Miller	Dunk Made	T Setty Assist
C Minnis	Putback Made		21-24	3 7:21	-3			
			21-26	3 7:02	-5	E King	Putback Made	
N Beach	FG Made		23-26	3 4:44	-3			
			23-28	3 4:34	-5	E King	Layup Made	T Setty Assist
N B Jr.	FT Made		24-28	3 4:22	-4	K Downing	Personal Foul	
N B Jr.	FT Made		25-28	3 4:22	-3			
			25-29	3 3:54	-4	R Middleton	FT Made	
			25-31	3 3:16	-6	T Setty	Layup Made	
			25-33	3 2:43	-8	D Miller	Dunk Made	T Setty Assist
D Johnson	3Pt Made	N B Jr. Assist	28-33	3 2:29	-5			
			28-35	3 1:09	-7	R Middleton	Dunk Made	D Miller Assist
D Johnson	FT Made		29-35	3 0:57	-6			

2008 National City/KHSAA Boys' Sweet 16 - Play by Play Report - Scoring Only (pg 2)
Shelby County Rockets vs. Mason County Royals
Date: 03/22/2008 Time: 12:30 am Site: Rupp Arena-Lexington, KY Attendance: 14038

Name	Action	Action	Score	Clock	Diff	Name	Action	Action
D Johnson	FT Made		30-35	3 0:57	-5			
			30-38	3 0:02	-8	R Middleton	3Pt Made	R Hamm Assist
End of Period Summary Rockets 30 Royals 38								
Largest Lead: Rockets 25 Royals 33 (8 pts)						Lead Changes: 4 Ties: 1		
Lead in Period: Rockets 25 Royals 33 (8 pts)						Lead Changes: 0 Ties: 0 (this period)		
9 for 5 oppo pts			Turnovers			4 for 2 oppo pts		
1 for 2 pts			2nd Chances			4 for 2 pts		
3/6 for 50.0 %			Field Goals			7/17 for 41.2 %		
4/4 for 100 %			Free Throws			1/2 for 50.0 %		
C Tomlinson	3Pt Made	D Johnson Assist	33-38	4 7:41	-5			
C Minnis	Layup Made	C Tomlinson Assist	35-38	4 7:04	-3			
			35-40	4 6:44	-5	D Miller	Layup Made	R Middleton Assist
			35-42	4 6:07	-7	R Middleton	Layup Made	
N Beach	Personal Foul		35-43	4 5:16	-8	E King	FT Made	
			35-44	4 5:16	-9	E King	FT Made	
T Sanford	Layup Made		37-44	4 4:56	-7			
			37-46	4 4:37	-9	D Miller	Dunk Made	
T Sanford	3Pt Made	A Matthews Assist	40-46	4 4:22	-6			
C Minnis	Layup Made		42-46	4 3:53	-4			
C Minnis	Putback Made		44-46	4 3:14	-2			
			44-48	4 2:37	-4	K Downing	Layup Made	E King Assist
N Beach	FG Made	A Matthews Assist	46-48	4 2:19	-2			
			46-49	4 2:13	-3	K Downing	FT Made	
			46-50	4 2:13	-4	K Downing	FT Made	
			46-51	4 1:56	-5	K Downing	FT Made	
			46-52	4 1:56	-6	K Downing	FT Made	
T Sanford	3Pt Made		49-52	4 1:16	-3			
			49-54	4 1:07	-5	D Miller	FG Made	
N Beach	Personal Foul		49-55	4 1:07	-6	D Miller	FT Made	
T Sanford	Personal Foul		49-56	4 0:52	-7	E King	FT Made	
			49-57	4 0:52	-8	E King	FT Made	
			49-58	4 0:37	-9	E King	FT Made	
T Sanford	FT Made		50-58	4 0:37	-8			
C Tomlinson	Personal Foul		50-59	4 0:22	-9	E King	FT Made	
			50-60	4 0:22	-10	E King	FT Made	

End of Period Summary Rockets 50 Royals 60								
Largest Lead: Rockets 50 Royals 60 (10 pts)						Lead Changes: 4 Ties: 1		
Lead in Period: Rockets 50 Royals 60 (10 pts)						Lead Changes: 0 Ties: 0 (this period)		
2 for 3 oppo pts			Turnovers			1 for 2 oppo pts		
4 for 2 pts			2nd Chances			1 for 0 pts		
8/17 for 47.1 %			Field Goals			5/8 for 62.5 %		
1/2 for 50.0 %			Free Throws			12/13 for 92.3 %		

OFFICIAL BASKETBALL BOX SCORE
Mason County Royals vs Shelby County Rockets

03/22/2008 12:30 am
Final Box Score

Rupp Arena
Lexington, KY

No.	Mason County Royals	Total FG		3-point		Free throw		Rebounds			F	TP	A	TO	BLK	STL	MIN
		FG	FGA	FG	FGA	FT	FTA	Off	Def	Tot							
5	Mandela Rice	0	0	0	0	0	0	0	0	0	0	0	0	0	0	0	0:10
11	Westin Stahl	0	0	0	0	0	0	0	0	0	0	0	0	0	0	0	0:10
15	Ryan Hamm	0	1	0	1	0	0	0	1	1	0	0	1	0	0	1	10:51
20	Jordan Gilbert	0	0	0	0	0	0	0	0	0	0	0	0	0	0	0	DNP
21	Darius Miller	8	15	0	3	3	3	3	7	10	2	19	3	2	3	3	31:50
33	Russ Middleton	5	11	3	8	1	2	2	1	3	2	14	2	2	0	0	30:44
22	Ethan King	5	10	1	1	7	8	1	3	4	0	18	1	0	0	1	28:41
43	Keith Downing	1	2	0	0	5	6	2	3	5	2	7	0	3	1	3	22:40
24	Trevor Setty	1	7	0	4	0	0	0	1	1	5	2	3	2	0	1	20:29
42	Jackson Tolle	0	0	0	0	0	0	0	0	0	1	0	0	0	1	0	10:18
23	Neal Pawsat	0	0	0	0	0	0	0	0	0	0	0	0	1	0	0	3:37
35	Tregg Setty	0	0	0	0	0	0	0	0	0	0	0	0	0	0	0	0:10
52	Phil Barner	0	0	0	0	0	0	0	0	0	0	0	0	0	0	0	0:10
32	Justin Lang	0	0	0	0	0	0	0	0	0	0	0	0	0	0	0	0:10
34	Bradley Lang	0	0	0	0	0	0	0	0	0	0	0	0	0	0	0	DNP
Team (Included in Totals)								0	2	2							
Totals		20	46	4	17	16	19	8	18	26	12	60	10	11	5	9	160
Total FG%:1st half 8 - 21 (38.1%)		2nd half 12 - 25 (48.0%)		Game 20 - 46 (43.5%)		Deadball											
3Pt FG%: 1st half 3 - 10 (30.0%)		2nd half 1 - 7 (14.3%)		Game 4 - 17 (23.5%)		rebounds											
FT%: 1st half 3 - 4 (75.0%)		2nd half 13 - 15 (86.7%)		Game 16 - 19 (84.2%)		4											
No.	Shelby County Rockets	Total FG		3-point		Free throw		Rebounds			F	TP	A	TO	BLK	STL	MIN
		FG	FGA	FG	FGA	FT	FTA	Off	Def	Tot							
4	Alex Matthews	0	2	0	0	0	0	0	4	4	5	0	2	4	0	0	23:27
10	Norris Beckley, Jr.	2	4	1	1	2	2	0	1	1	1	7	2	3	0	1	18:56
12	Matthew Page	0	0	0	0	0	0	0	0	0	0	0	0	0	0	0	DNP
15	Tim Sanford	3	11	2	8	1	2	1	1	2	2	9	0	2	0	2	25:11
22	Cache Tomlinson	3	8	2	5	0	0	1	2	3	2	8	1	2	0	0	14:30
30	Coty Minnis	6	11	0	0	2	3	4	1	5	3	14	0	3	1	1	30:24
55	Nigel Beach	2	4	0	1	0	0	0	4	4	2	4	0	1	0	0	25:05
32	Donovan Johnson	2	5	2	3	2	2	0	2	2	2	8	1	1	0	0	16:16
40	Alex Shehan	0	0	0	0	0	0	0	2	2	1	0	0	0	0	0	5:21
24	Nathan Bohannon	0	0	0	0	0	0	0	0	0	0	0	0	0	0	0	0:10
33	Eric Standafer	0	0	0	0	0	0	0	0	0	0	0	0	0	0	0	0:10
34	Matthew Purdom	0	0	0	0	0	0	0	0	0	0	0	0	0	0	0	0:10
42	Tremont Rucker	0	0	0	0	0	0	0	0	0	0	0	0	0	0	0	0:10
31	Branden Cresap	0	0	0	0	0	0	0	0	0	0	0	0	0	0	0	0:10
Team (Included in Totals)								2	2	4							
Totals		18	45	7	18	7	9	8	19	27	18	50	6	17	1	4	160
Total FG%:1st half 7 - 22 (31.8%)		2nd half 11 - 23 (47.8%)		Game 18 - 45 (40.0%)		Deadball											
3Pt FG%: 1st half 3 - 8 (37.5%)		2nd half 4 - 10 (40.0%)		Game 7 - 18 (38.9%)		rebounds											
FT%: 1st half 2 - 3 (66.7%)		2nd half 5 - 6 (83.3%)		Game 7 - 9 (77.8%)		1											

Technical Fouls: V#24

Attendance: 14038

Officials: Jon Campbell, Johnny Webb, Kevin Driver

Score by Period	1st	2nd	3rd	4th	Final	Record	Overall	Conf
Mason County Royals	16	6	16	22	60	Royals		
Shelby County Rockets	15	4	11	20	50	Rockets		

Rockets Royals		Rockets Royals		Rockets Royals	
Points off Turnovers	11 13	Second Effort Points	8 6	Bench Points	19 0
Points in the Paint	16 28	3 Point Points	21 12	Free Throw Points	7 16
3pt Efficiency	+11.7 -13.3	Points/Shot	1.02 1.09	Defensive Stops	30 35
Largest Lead	50 60 (10 pts)	Lead Changes	3	Number of Ties	1

Game comments: None